


hello!



USER MANUAL



 **thingCHARGER™**

# hello!

Thank you so much for choosing thingCHARGER.


We invented thingCHARGER to solve just a little of the mess and confusion in our own lives—now we hope it does the same for you.

Please keep in touch and let us know how much you love thingCHARGER:  
[facebook.com/thingCHARGER](https://www.facebook.com/thingCHARGER)  
[@thingCHARGER](https://twitter.com/thingCHARGER)

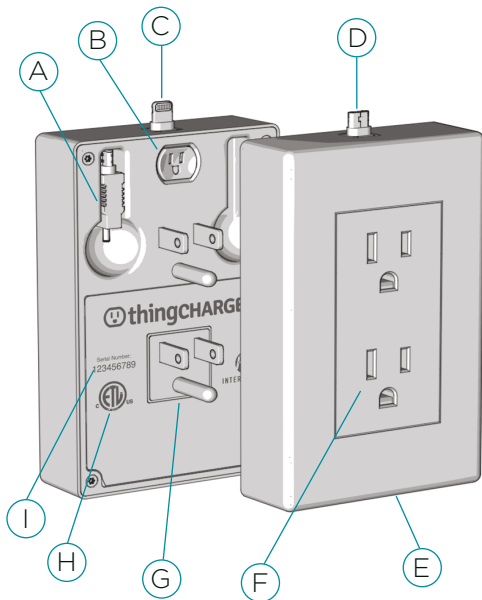
Love,



Amy & Seymour Segnit  
*Inventors of thingCHARGER*



## PRODUCT FEATURES



thingCHARGER features interchangeable tips which charge any phone, tablet, or reader.

- A. Tips swap in seconds; store neatly in the back.
- B. Easy-to-adjust tip height for various cases, with the push of a button.
- C. Lightning® tip for Apple® products.
- D. MicroUSB for Android™ and all other non-Apple gear.
- E. 2 USB outlets underneath.

### In addition:

- F. Outlets free to use while charging.
- G. 2.1 amps for fast charging.
- H. ETL Certified for electrical safety.
- I. Serial #. **Register at [thingSTART.COM](http://thingSTART.COM)**

## FAQ

### Why isn't my Thing charging?

*There are 3 reasons why it might not charge:*

1. Problem with thing**CHARGER**
  - Remove from the wall for 30 seconds, then plug back in (the safety cut-off circuit may have been triggered).
  - Remove and replace the tip, being careful to feel the connector engage inside.
2. Problem with your power outlet
  - *Is it a switched outlet?* Make sure power is ON to both sockets.
  - *Is the outlet's circuit on?* Check your main fusebox.
3. Problem with your device
  - Restart your device to reset its charging control system.
  - Try charging it with a regular cable to isolate the problem.

### How many can be stacked together at once?

For safety, never more than 2 or 3 max, and then only when you're plugging into a really good, solid, safe outlet.

### Advice if I stack a couple together?

Put the larger device on the 'inside' nearest the wall. **LARGER DEVICES LIKE TABLETS SHOULD ONLY GO ON THE INSIDE.**

### How does MOV protection work?

Models SP & 2X provide strong protection against sudden spikes in voltage. Simply use as normal and **ALL** outputs (the tip on top, the USBs *and* front power outlets) enjoy this protection.

### How does DOUBLE-the-POWER work?

Model 2X has a second complete power circuit—**DOUBLING** the maximum output. One circuit serves the tip on top. A second serves the two lower outlets, so that plugging something in to the USBs won't slow the charge to the device on top.

### How do I care for my tips?

Keep them clean and dry. Wipe them with a clean dry cloth.

### Is it normal for the unit to get very warm?

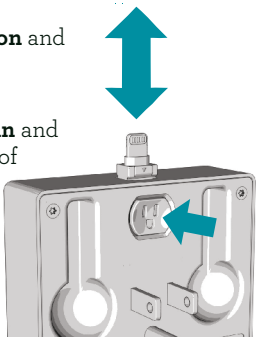
Yup. It's just working hard.

*For more FAQ's, visit [thingCHARGER.com](http://thingCHARGER.com)*

## HOW TO USE THIS PRODUCT

*It's simple:*


1. **Pick the tip** that fits your device.
2. **Press in the button** and insert the tip.
3. **Hold the button in** and adjust the height of the tip for your device—with or without a case.
4. Plug into any regular outlet.
5. Put your thing on thingCHARGER & charge!
6. To remove, **lift your device directly up**.
7. To use the USB outlets, simply plug in.



## PROPER HANDLING


Pulling your device forward when it is plugged onto thingCHARGER creates a strong lever which can damage both thingCHARGER and your thing. And it voids your warranty.

So remember... **Always**  
**LIFT UP!**



## OUTLAWED OUTLETS

Some outlawed you should never introduce to your new **thingCHARGER**




Cracked, loose and scary looking outlets should never be used with **thingCHARGERS**


*Here are some other outlets to avoid:*

### TILTED OUTLETS

Best avoided. Unstable. Plus, charge will fill up all wrong and make your device feel sick.




### FOREIGNERS



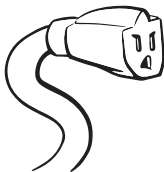
We love foreigners. We just don't fit their funny outlets—and it's unstable if you use an adapter.

### GFI SAFETY OUTLETS

Although awesome, the two GFI safety outlets are often spaced too far apart, so we just don't fit.



### EXTENSION CABLES



Extensions only connect to one set of prongs, and wriggle like a snake. Unstable. Unwise. Please avoid.

## WARRANTY

### P3 INTERNATIONAL CORPORATION LIMITED WARRANTY

P3 INTERNATIONAL CORPORATION (P3) warrants to the original retail purchaser only, that its product is free from defects in material or workmanship under the condition of normal use and service for a period of six (6) months from the date of purchase. In the event that a defect, malfunction or failure occurs or is discovered during the warranty period, P3 will repair or replace at its option the product or component part(s) which shall appear in the reasonable judgment of P3 to be defective or not to factory specifications.

A product requiring service is to be returned to P3 along with the sales receipt or other proof of purchase acceptable to P3 and a statement describing the defect or malfunction. All transportation costs shall be borne by the owner and the risk of loss shall be upon the party initiating the transportation. All items repaired or replaced thereunder shall be subjected to the same limited warranty for a period of six (6) months from the day P3 ships the repaired or replaced product.

The warranty does not apply to any product that has been subject to misuse, tampering, neglect, or accident or as a result of unauthorized alterations or repairs to the product. This warranty is void if the serial number (if any) has been removed, altered, or defaced.

This warranty is in lieu of all warranties expressed or implied, including the implied warranties of merchantability and fitness for a particular purpose which are expressly excluded or disclaimed. P3 shall not be responsible for consequential, incidental or other damages, and P3

expressly excludes and disclaims liability for any damages resulting from the use, operation, improper application, malfunction or defect of any P3 product covered by this limited warranty.

P3's obligation is strictly and exclusively limited to the replacement or repair of any defective product or component part(s). Some states do not allow the exclusion or limitation of incidental or consequential damages, so the above limitation or exclusion may not apply to you. P3 does not assume or authorize anyone to assume for it any other obligation whatsoever. Some states do not allow limitation on how long an implied warranty lasts, so the above limitations may not apply to you. It is the owner/user's responsibility to comply with local, state, or federal regulations, if any, that may pertain to P3 products or their use. This warranty gives you specific legal rights, and you may also have other rights which vary from state to state.

If you experience difficulty in the operation of your unit, or if your unit requires repair please contact:

### P3 INTERNATIONAL CORPORATION TECHNICAL SUPPORT

132 Nassau Street  
New York, NY 10038, USA  
Tel: 212-741-7289  
Fax: 212-741-2288  
Email: [techsupport@p3international.com](mailto:techsupport@p3international.com)

## TECHNICAL SPECS

Charger Outlet Voltage	<b>5 Volts DC</b> SP and 2X models include MOV surge protection
Charger Output Amps	<b>2.1 A</b> Model 2X: 2 x 2.1A
Regular (Front) Outlets	<b>Standard 15 A Twin Outlet</b>
Input Voltage	<b>120 V AC (+/- 10%) 60Hz</b>
Charger Input Current	<b>0.3 Amp Max</b> Model 2X: 0.6 A
Weight	<b>5.5 oz</b> (156 grams) Model 2X: 6.2 oz (176g)
Dimensions	<b>3" x 4.75" x 1.85" inches</b> (75 x 120 x 47 mm)
Operating Temperature:	<b>32-104°F</b> (0-40° C)

## HERE'S THE LEGAL STUFF...



We shall not assume any liability for damage to items or persons caused by improper handling or non-observance of the safety instructions!

In such cases, any warranty claims shall become null and void.

- Do not use this product in hospitals or medical institutions.
- Do not use the unit if there is damage to the housing.
- Do not subject the device to temperatures below 32°F (0°C) or above 158°F (70°C).
- **WARNING:** Risk of Electric Shock. For indoor dry location use only.
- **CAUTION:** To reduce the risk of fire or electric shock, do not use this device with a receptacle in which the slot openings do not align with the blades. Not for use with ground-fault circuit-interrupter receptacles or receptacles with indicator lights or controls.
- This product is not a toy. It contains small parts. Children and pets can be injured by swallowing them. Use the unit out of the reach of children and pets.
- Apple, Lightning and MacBook® are trademarks of Apple, Inc. Android and Chromebook™ are trademarks of Google, Inc. Surface™ is a trademark of Microsoft Corporation.



**Warning:** Changes or modifications to this unit not expressly approved by the party responsible for compliance could void the user's authority to operate the equipment.

**NOTE:** This equipment has been tested and found to comply with the limits for a Class B digital device, pursuant to Part 15 of the FCC Rules. These limits are designed to provide reasonable protection against harmful interference in a residential installation. This equipment generates, uses and can radiate radio frequency energy and, if not installed and used in accordance with the instructions, may cause harmful interference to radio communications. However, there is no guarantee that interference will not occur in a particular installation. If this equipment does cause harmful interference to radio or television reception, which can be determined by turning the equipment off and on, the user is encouraged to try to correct the interference by one or more of the following measures:

- Reorient or relocate the receiving antenna.
- Increase the separation between the equipment and receiver.
- Connect the equipment into an outlet on a circuit different from that to which the receiver is connected.
- Consult the dealer or an experienced radio/TV technician for help.

# thingCHARGER™

The awesome new  
charger for all your things

Manufactured under exclusive license by



**P3 INTERNATIONAL**

INNOVATIVE ELECTRONIC SOLUTIONS